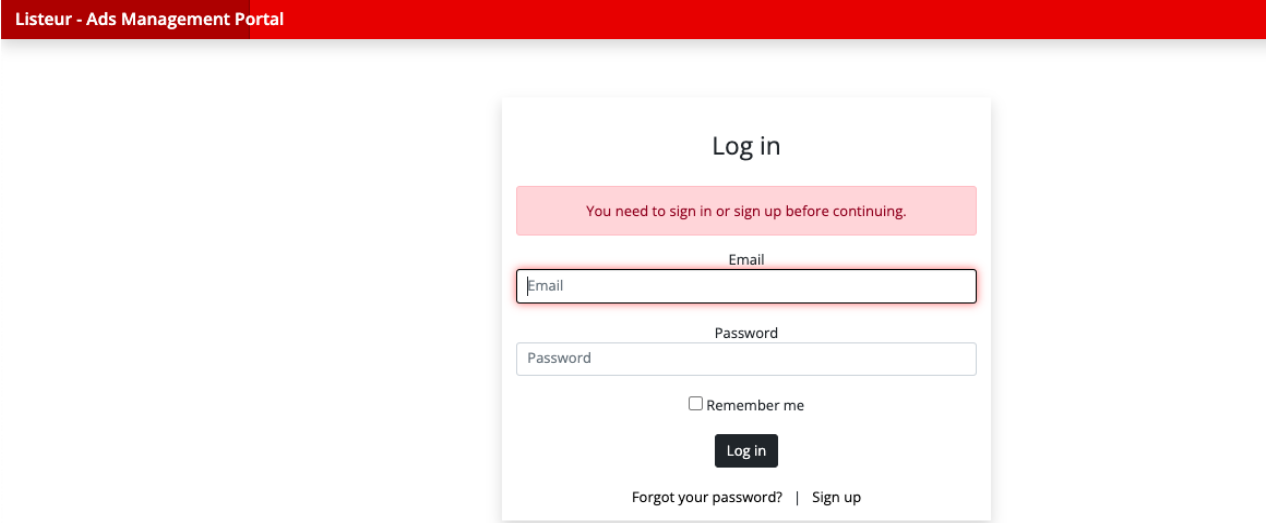
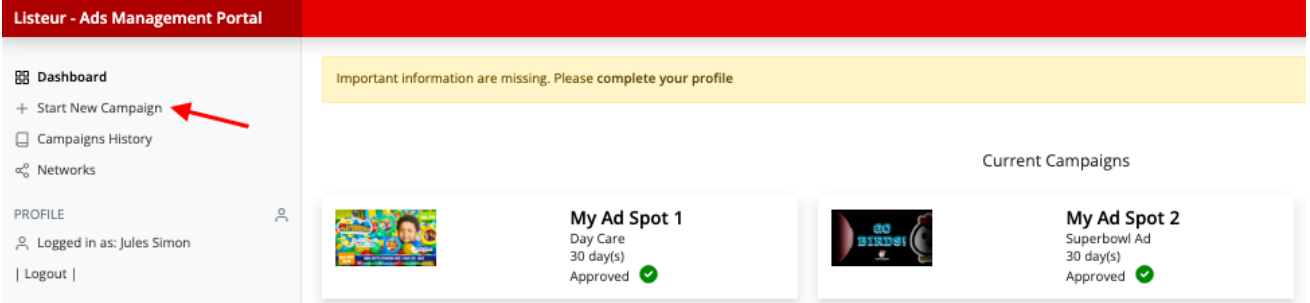


Instructions / New Campaign Setup on portal.listeur.com

#	Instructions	Reference Screenshots
1	Go to portal.listeur.com and sign up or login	
2	On the Dashboard page, select “Start new Campaign”	

3 On the Next page, select the network of your choice

Listeur - Ads Management Portal

Dashboard
+ Start New Campaign
Campaigns History
Networks

PROFILE
Logged in as: Jules Simon
| Logout |

New Campaign > Select a Network > Claim an Ad Spot

Las Vegas - General Public
Las Vegas, Nevada (USA)
Daily reach: - people
\$10.00 /day
5 available spots

Las Vegas - Hispanic
Las Vegas, Nevada (USA)
Daily reach: 10000 - 20000 people
\$10.00 /day
5 available spots

15-25 Years Old - Philadelphia
Philadelphia, Pennsylvania (USA)
Daily reach: 75000 - 150000 people
\$10.00 /day
5 available spots

Brown's ShopRite Supermarkets - Philadelphia
Philadelphia, Pennsylvania (USA)
Daily reach: 15000 - 25000 people
\$10.00 /day
31 available spots

4 Once a network is selected, you can claim an Ad Spot on this network


Listeur - Ads Management Portal

Dashboard
+ Start New Campaign
Campaigns History
Networks

PROFILE
Logged in as: Jules Simon
| Logout |

Brown's ShopRite Supermarkets - Philadelphia
Philadelphia, Pennsylvania (USA)
Description: Brown's ShopRite stores in Philadelphia
Daily Reach: 15000 - 25000 people
Daily Price: \$10.00

Claim Ad Spot
Claim Ad Spot
Claim Ad Spot
Claim Ad Spot



5 Once selected, you can update the details of the Ad Spot. Click on the **“Update”** button

Listeur - Ads Management Portal

Dashboard
+ Start New Campaign
Campaigns History
Networks

PROFILE
Logged in as: Jules Simon
| Logout |

Ad claimed successfully!

Ad claimed successfully!

Details:

Campaign name: New Campaign
Campaign Category:
Campaign Description:
Campaign Duration: 1 Day(s)
Start Date:
End Date:
Status: Awaiting Approval ⌚

Update Return to Dashboard

6 Fill the following information for your Ad:

- Campaign Name
- Category
- Description
- Duration
- Upload an Artwork

(Important: follow these guidelines: Aspect ratio 16:9 / Max Resolution 1920p x 1080p / Max Size: 400kb)

Then Click **Save**.

Listeur - Ads Management Portal

Dashboard
+ Start New Campaign
Campaigns History
Networks

PROFILE
Logged in as: Jules Simon
| Logout |

Update Ad Campaign

Ad Campaign Name:

Category:

Campaign Description:

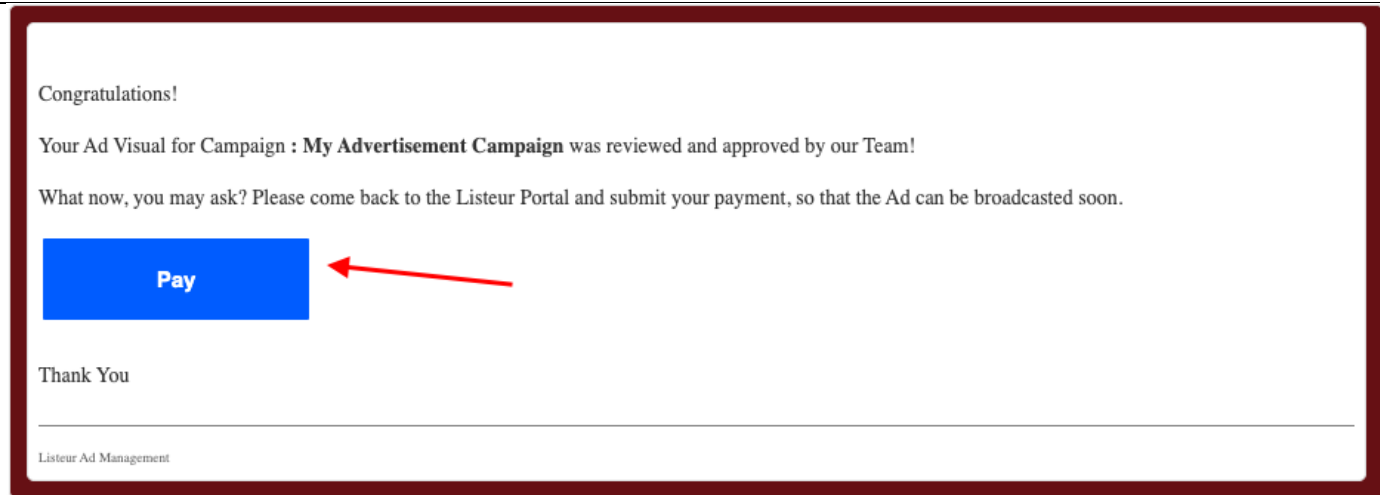
Campaign Duration (days):

Link to Item Page:

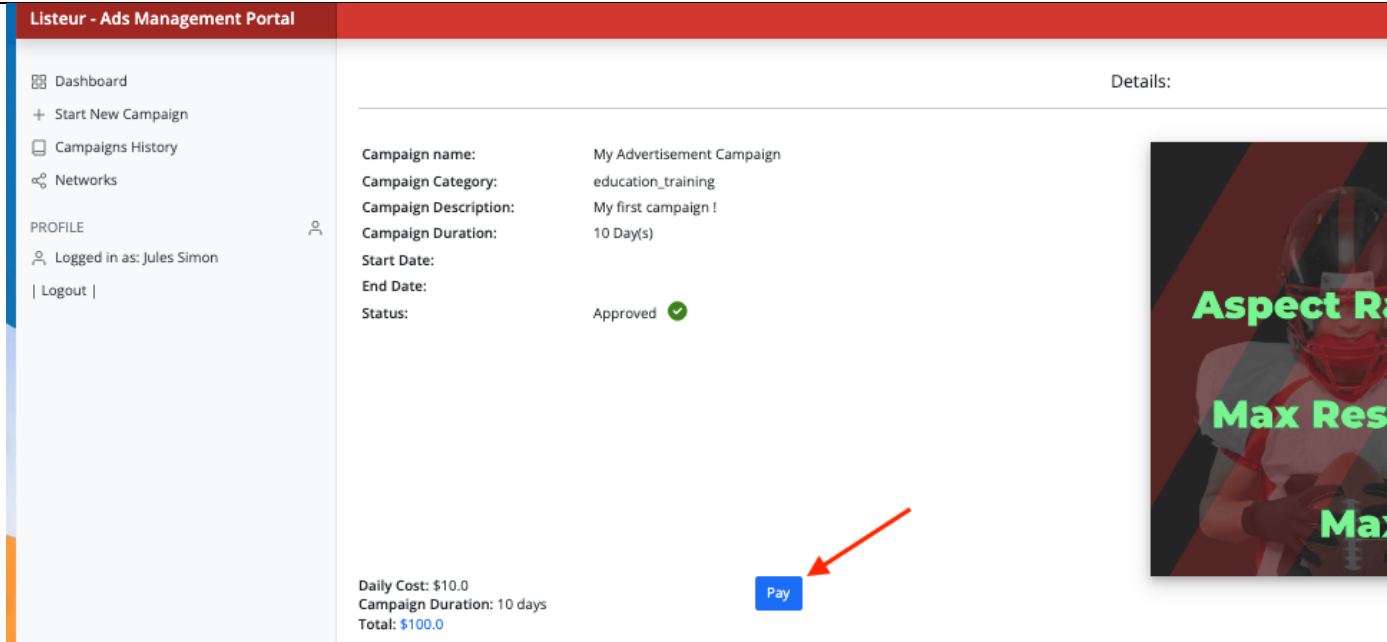
Artwork: (16:9 png or jpeg) No file chosen

Save | **Cancel**

7 Once your Ad information is updated, a member of our team will review and approve it. Once approved, will receive an email with a link to take you back to our payment page. In the email, click on the “Pay” link to come back to the portal



8 Back on the Ad page in the portal, click on “Pay”



9 Fill your Card information and click on “Pay” again.

That’s it! your Ad will be up on the Network screens in no time!

Listeur - Ads Management Portal

Dashboard

+ Start New Campaign

Campaigns History

Networks

PROFILE

Logged in as: Jules Simon

| Logout |

Ad Payment \$100.0

Card Info

<input type="text" value="Card number"/>	<input type="text" value="MM/YY"/>	<input type="text" value="CVV"/>	<input type="button" value="Pay \$100.0"/>
--	------------------------------------	----------------------------------	--

Enter the security code

Back